


**Dear Customer,**

This Quick Start Guide is enclosed with detailed washing machine operating instructions. Before using the appliance carefully read the Operating Instructions, especially guidelines for safe use.

Before plugging the washing machine into the mains, remove the safety packaging and ensure the machine is level. Do not start the washing machine before it is properly set up.

Only wash delicate fabrics, synthetics, wool using designated programs. Such fabrics should only be washed in the maximum load sizes recommended (see page 2).

The correct washing machine operation extends its lifetime so make sure the drum seal is dry (leave the door ajar after washing). Do not clean the washing machine with harsh or abrasive detergents.

**1 Preparing to wash**

- Empty pockets
- Close all zips and button up duvet covers.
- Wash delicate and small items in a protective mesh laundry bag.
- Open the door of the washing machine by gripping the door and the door handle on the inside of the door.
- Insert the sorted clothes into the washing machine:
  - Cotton — max full drum.
  - Synthetics — max ½ of the drum.
  - Silk, wool — max 1/3 of the drum.
- Close the door, press firmly against the seal.

**2 Add detergent**

- Open the detergent drawer. Pull the handle.
- Pour the recommended dose of washing detergent into the appropriate compartment of the detergent drawer.
- Add fabric conditioner to the appropriate compartment if required.
  - MAIN WASH detergent.
  - ⊗ Fabric softener or other special care liquids.
  - I PREWASH detergent.

**3 Program selections**

- Set the programme selector knob to the desired programme.
- Customize the programme to your needs.
- Select additional functions. The additional functions are described on the control panel and in the "Table of Wash Programmes" (see page 2).

**4 Select START**

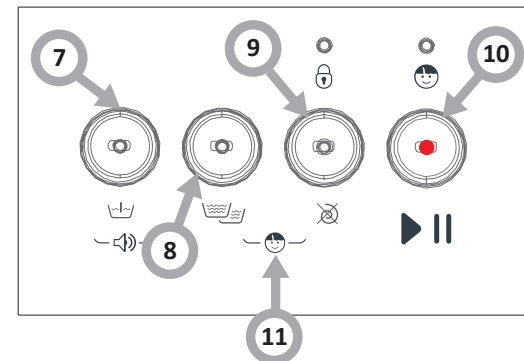
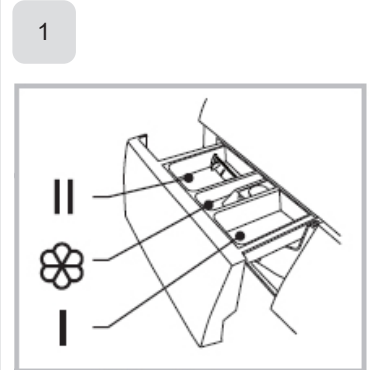
- Close the appliance door.
- Set the programme selector dial to the desired programme (see page 2).
- Select additional functions or wash cycle parameters as required – according to your needs.
- Then press the START/ PAUSE button

**5 End of the wash**

- The door lock and the [Start / Pause] lights flash with the buzzer beeping or two small points flash on the digital screen.
- Turn off the water valve.
- Turn off the main switch.
- Unplug the appliance from the mains.
- Open the door and remove laundry.


































































1. Detergent drawer
2. Drum
3. Programme selector dial
4. Control Panel
5. Door handle
6. Pump filter cover



7. Prewash button
8. Extra Rinse button
9. Skip spin button
10. Start/Pause button
11. Child Lock button

TABLE OF WASH PROGRAMMES: WA 461 022 / PPS 61002 W / WA0S610DO

Programme name	The default temperature [°C]	Max. Spin speed [rpm.]	Max. load [kg]	Additional functions available			Detergent drawer			Time [h:min]	Energy consumption [Wh]	Water consumption [l]	Number of rinses	Type of laundry
				Prewash	Extra rinse	Delay end	 Prewash	 Main wash	 Fabric softener					
Synthetics  *	--	1000	3,0	-	option	-				2:20	324	40	2	Wash synthetic articles, for example: shirts, coats, blending. While washing the knitting textiles, detergent quantity shall be reduced due to its loose string construction and easily forming bubbles.
Mix 40°C	40°	1000	3,0	-	option	-				2:20	624	40	2	
Cotton 	-	1000	6,0	-	option	-				1:00	102	40	2	
Cotton	20°	1000	6,0	-	option	-				1:01	162	40	2	Hard-wearing textiles, heat-resistant textiles made of cotton or linen.
Cotton	30°	1000	6,0	-	option	-				2:40	667	58	2	
Jeans 40°C	40°	1000	6,0	-	option	-				2:40	847	58	2	
Baby 60°C	60°	1000	6,0	-	option	-				2:45	1207	58	2	
Hygiene+ 90°C	90°	1000	6,0	-	option	-				2:50	1717	58	2	
Eco 40-60	-	1000	6,0	-	-	-	X			3:18	644	43	2	The “eco 40-60” program is used to wash normally soiled cotton fabrics together, which can be washed at 40 ° C or 60 ° C on the same cycle.
Extra 40°C	40°	1000	6,0	-	-	-	X			3:48	760	48	2	To increase the washing effects, washing time is increased.
Extra 60°C	60°	1000	6,0	-	-	-	X			3:53	1120	48	2	
Autoclean 	90°	-	-	-	-	-	X	X	X	1:18	930	8	1	It applies 90 ° C high temperature sterilization to make the clothes washing more green. When this procedure is performed, the clothes of other washing cannot be added. When proper amount of chlorine bleaching agent is put in the barrel cleaning effect will be better. The customer can use this programme regularly according to the need.
Steam Wash 	40°	1000	3,0	-	option	-	X			1:27	850	40	2	The Steam Wash can deeply penetrate the fiber, which effectively eliminate bacterias and germs, preventing odors and protecting health.
Spin only 	-	1000	6,0	-	-	-	X	X	X	0:12	10	-	-	Extra spin.
Rinse only 	-	1000	6,0	-	option	-	X	X		0:20	59	22	1	Extra rinse.
Delicates 30°C 	30°	600	2,5	-	option	-	X			0:50	262	37	2	For delicate, washable textiles, e.g. made of silk, satin, synthetic fibres or blended fabrics.
Delicates 	-	600	2,5	-	option	-	X			0:48	142	37	2	
Mix 40°C 9 h 	40°	1000	6,0	-	-	9h	X			0:59	500	40	2	The function can be set with this programme,the total time including washing time and delaying time is 3h,6h or 9h.
Mix 40°C 6 h 	40°	1000	6,0	-	-	6h	X			0:59	500	40	2	
Mix 40°C 3 h 	40°	1000	6,0	-	-	3h	X			0:59	500	40	2	
Sport 45’	40°	800	2,0	-	-	-	X			0:45	401	34	2	It is suitable for washing few and not very dirty clothes quickly.
Express 30’	30°	800	2,0	-	-	-	X			0:30	311	34	2	
Express 15’	-	800	2,0	-	-	-	X			0:15	43	34	2	

\* The “eco 40-60” program is used to wash normally soiled cotton fabrics together, which can be washed at 40 ° C or 60 ° C on the same cycle.

\*\* The most energy and water efficient wash programmes are generally those that run at lower temperature and for a long time.


\*\*\* Loading the washing machine to the full capacity indicated by the manufacturer for the respective wash programmes will save energy and water.


NOTE:


NOTE:

Real water temperature may differ from the declared wash cycle temperature.

Above mentioned time is an estimate and may differ from actual wash cycle time, depending on temperature, water pressure, load size, etc.  
The time is automatically updated during wash cycle. Displaying the same time for an extended period or abrupt changes are normal.

 Use detergent or fabric softener if necessary,

 Detergent required, without which washing will be ineffective.

 Do not use detergent or fabric softener

WASHING PROGRAMMES TABLE							
Cycle	Nominal capacity in kg	Temperature setting	Cycle duration in hours and minutes	Energy consumption in kWh/operating cycle	Water consumption in liter/operating cycle	Highest temperature °C <sup>1)</sup>	Residual moisture in % /spin speed <sup>2)</sup>
Cotton 20°C	3.0	20	1:01	0.207	37	20	65%/1000
Baby 60°C	6.0	60	2:45	1.280	58	60	70%/1000
Synthetics	3.0	cold	2:20	0.327	55	cold	65%/1000
Express 15'	2.0	cold	0:15	0.035	32	cold	75%/800
Extra 40°C	6.0	40	3:48	1.085	58	40	65%/1000
Eco 40-60 <sup>3)</sup>	6.0	--	3:18	0.862	50.5	41	62.9%/1000
	3.0	--	2:36	0.540	38.0	34	62.9%/1000
	1.5	--	2:36	0.369	35.0	27	62.9%/1000

- The above data is for reference only, and the data may change due to different actual use conditions.
- The values given for programmes other than the Eco 40-60 programme are indicative only.
- Cotton 20°C program is able to clean lightly soiled cotton laundry, at a nominal temperature of 20°C, which complies with the regulation (EU) 2019/2023.
- Concerning to EN 60456:2016/A11:2020 With (EU)2019/2014, (EU)2019/2023, (EU)2021/340, (EU)2021/341

The EU energy efficiency class is: D

Energy test program: Eco 40-60. Other as the default.

Half load for 6.0kg machine: 3.0kg.

Quarter load for 6.0kg machine: 1.5kg.

<sup>1)</sup> The highest temperature reached by the laundry in the wash cycle for at least 5 minutes.

<sup>2)</sup> Residual moisture after the wash cycle in water content percent and the spin speed at which this was achieved.

<sup>3)</sup> The ECO 40-60 programme is able to clean normally soiled cotton laundry declared to be washable at 40°C or 60°C, together in the same cycle. This programme is used to assess the compliance with the regulation (EU) 2019/2023.

The most efficient programmes in terms of energy consumption are generally those that perform at lower temperatures and longer duration.

Loading the household washing machine up to the capacity indicated for the respective programmes will contribute to energy and water savings.

Noise and remaining moisture content are influenced by the spinning speed: the higher the spinning speed in the spinning phase, the higher the noise and the lower the remaining moisture content.

